

WhiteBIT



GIFT CARD:

The easiest way to buy
cryptocurrency



What is a WhiteBIT **GIFT CARD?**

We provide a simple solution for those who want to enter the world of cryptocurrencies: top-up cards.

OUR GOAL

We aim to expand the crypto community and prove that digital assets are for everyone. That's why we've created a safe and simple tool for that: WhiteBIT Gift Cards.

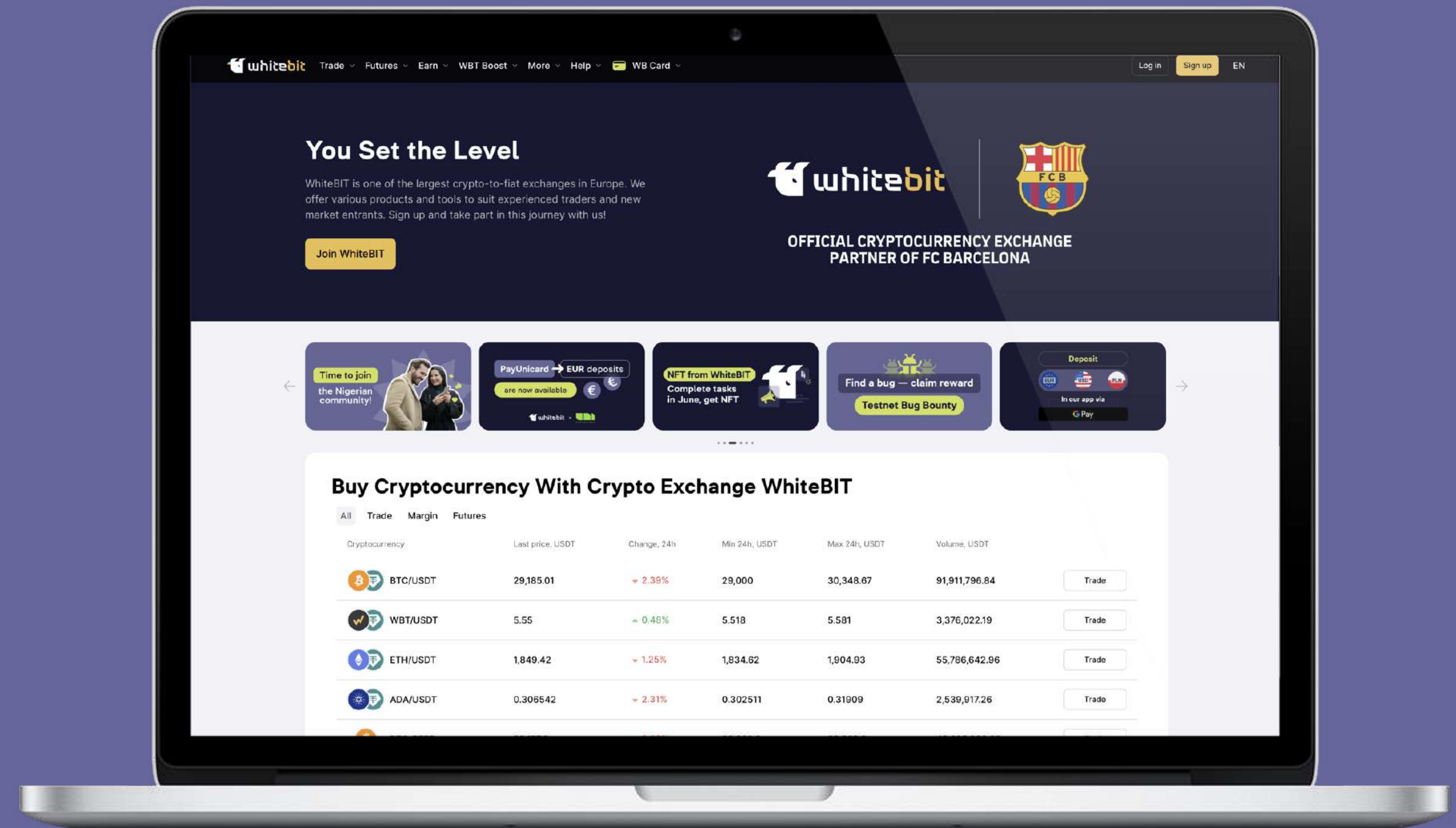
WhiteBIT Gift Cards are an easy and safe way to buy crypto and deposit it into your WhiteBIT account. They can be purchased online (e-version) and in partner stores.



What is  WhiteBIT?

WhiteBIT is the largest European cryptocurrency exchange from Ukraine.

It is a safe, transparent, and easy-to-use platform that aims to spread blockchain technology and develop the crypto community.



TOP-2

in the world in terms of security on cer.live

4 million

users worldwide

100,000

transactions per second

1 billion


average daily trading volume

How can



the cards

be used?



To trade

Buy a WhiteBIT Gift Card, deposit the crypto to the WhiteBIT exchange balance, and trade it with more than 4 million users worldwide.



To gift crypto

Replace the old-fashioned envelope with money with a surprise gift. Crypto is unusual and practical at the same time.



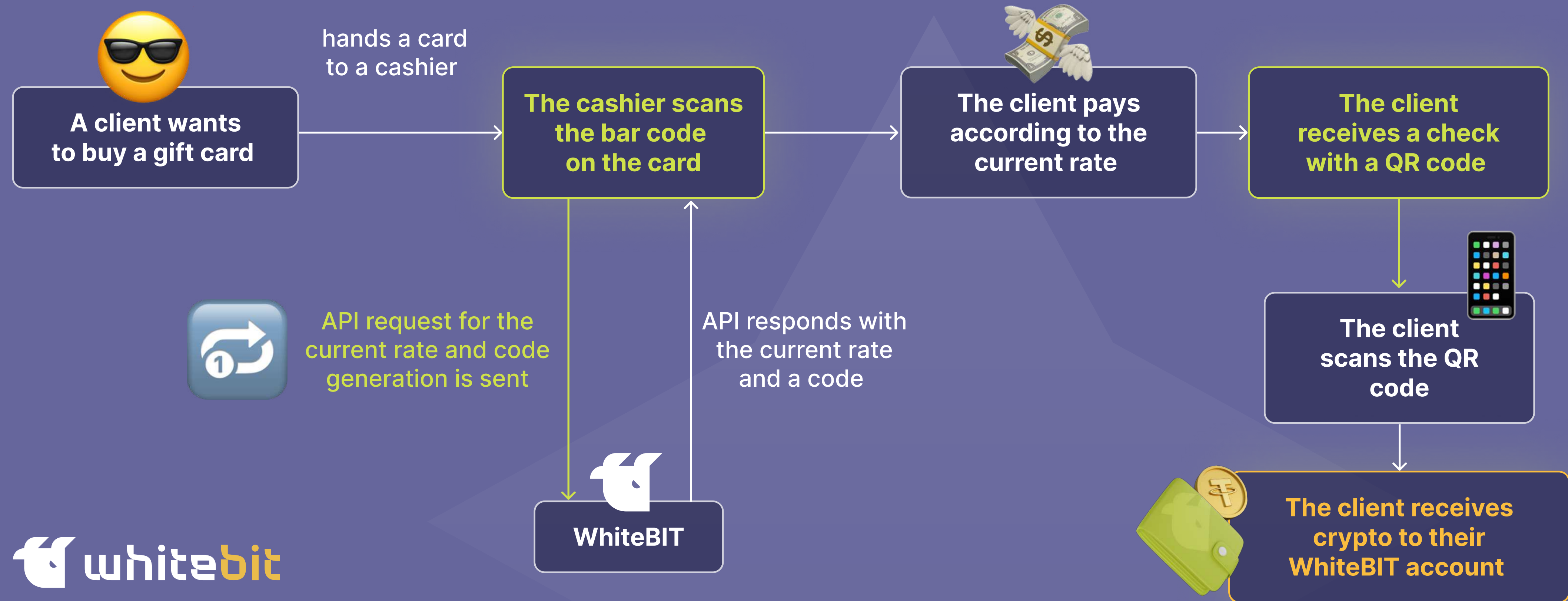
To invest

Crypto investments are a reliable way to save. Keeping 30% of savings in crypto can be a smart move.

How it works

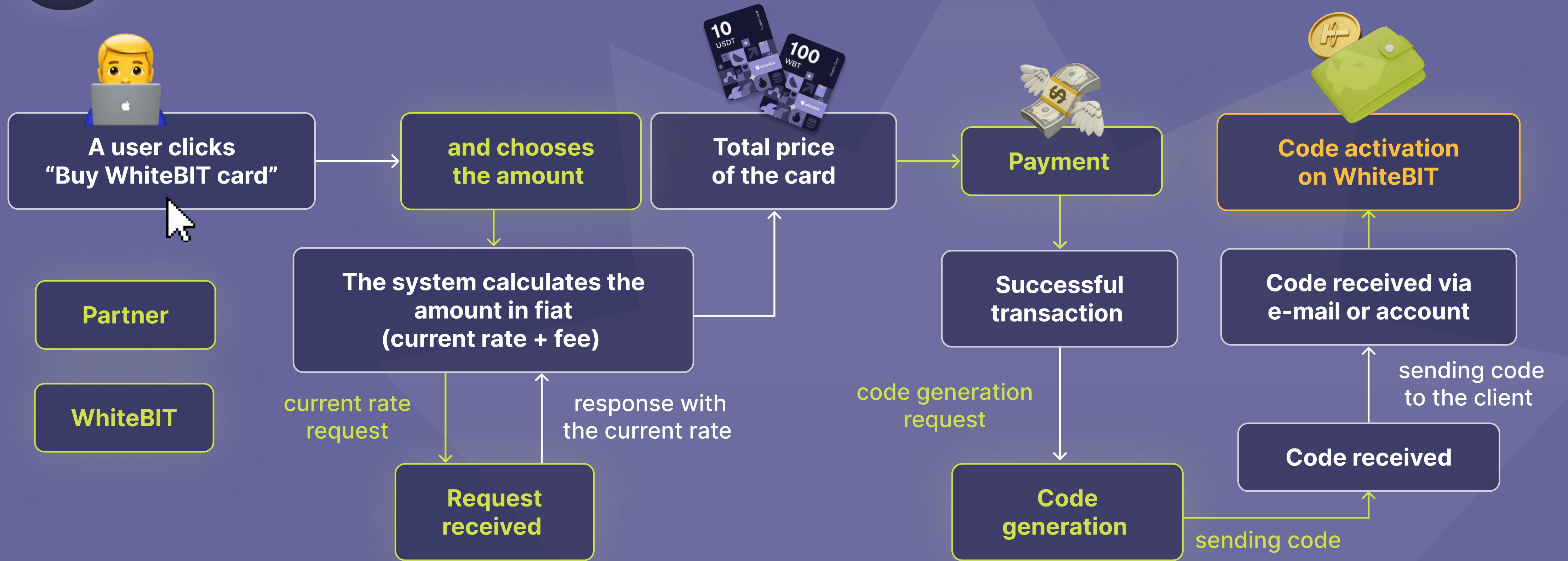


OFFLINE FLOW



How it works

ONLINE FLOW



How to

activate

the card

White 
by WhiteBIT



wwwwwww1

1. Download and open the WhiteBIT mobile app or web version.
2. Log in to your account.
3. Go to the "Codes" section.
4. Press "Activate Code".
5. Scan the QR or enter the code manually, indicated at the bottom of the card.
6. Scratch the protective layer that hides the password.
7. Enter the password, and the funds will be credited to the Main Balance.

WhiteBIT code

WB2e05f5c7-1aa4-4ac8-8384-68066edcf417USDT

1 Activation instructions

Step 1. Download the WhiteBIT mobile app or open the whitebit.com website.

Step 2. Log in to your account or sign up on the WhiteBIT exchange.

Step 3. Go to the "Codes" section and click "Activate code", enter the code from the card, or scan the QR code.

2 WhiteBIT code

The code consists of 38 letters and symbols and is located at the bottom of the back of the card. It is also duplicated in the QR code on the back of the card.

To activate the code, you need to go to the "Codes" section, click "Activate code", enter the code from the card (or scan the QR code).

Target

audience



Current users who are looking for offline ways to deposit money to the WhiteBIT balance



New users looking for an easy way to buy crypto



Clients looking for original gifts (individual or corporate)



Users who want to make quick transfers or save money

Distribution channels



retail networks
(electronics & food)



petrol station
networks



terminal networks



online (gift stores
and partner's websites)

whitebit.com

